




FIFTY-FIFTY

COSY

With their recti-linear lines, Fifty-Fifty reception desks combine a work surface and a reception top in a single unit. Used individually or associated with other units to create a reception cluster, they also adapt to provide the required level of confidentiality. Fifty-Fifty combines alternating wood finishes: from front to work surface, from side panel to reception shelf. Fifty-Fifty creates a friendly atmosphere for employees and visitors alike.



Details

1. Worktop equipped with groove for cable routing as standard feature.
2. Nitech® reception shelf with elegant 45° mitre cut for visitors.



Materials and warranty

Our industrial know-how guarantees the quality and durability of the materials used to make our furniture.



STRUCTUREX® PANELS

Full panels of particles with melamine surfacing. Counter-balanced and treated against reflection. Thickness 16 to 25 mm. Density 680 kg/m³ for the 25 mm panels. Tested as conforming to abrasion and hot & cold water resistance to the XP D60-050 standard.



NITECH® PANELS

Honeycombed panels between 2 melamine coated 8 mm infills, total thickness 38 mm. Decorative coating imitating a choice of wood species. Anti-shock reinforcement edging in ABS, thickness 2 mm.

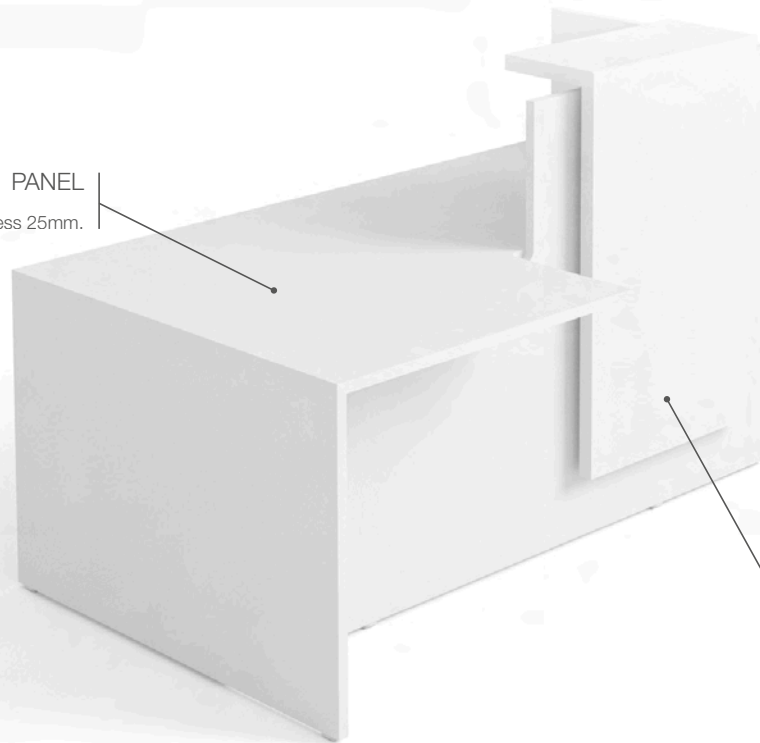


5 YEAR GUARANTEE

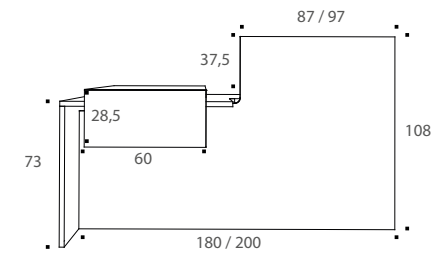
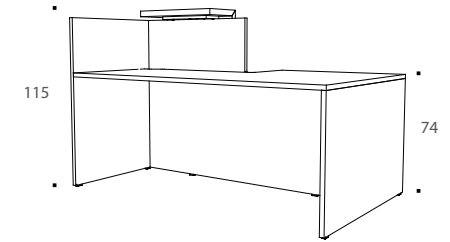
The quality and durability of the materials enable us to guarantee all our ranges for 5 years under normal conditions of use.

+ More details

PANEL
Structure made of Structurex®, thickness 25mm.



INFILL PANEL
Facing Nitech®, thickness 38mm, assembled in section by tab serving as reception tablet for the visitors.



Technical description

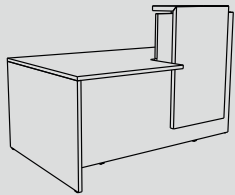
- Structure made of Structurex®, thickness 25mm.
- 2mm ABS edging.
- Facing Nitech®, thickness 38mm, assembled in section by tab serving as reception tablet for the visitors.
- Cut in shape on the top and the facade to carry cable from desk to floor.

Finishes



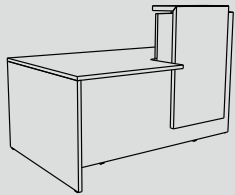
Reception counters

RECEPTION DESK L 180 CM



Dimensions in cm	Front panel + side Finishes	Leg + top + infill Finishes	RIGHT HAND DDA*		LEFT HAND DDA*	
			Ref.	+ Finish	Ref.	+ Finish
D 108 H 115 L 180	Cedar	White	BS28DS		BS29DS	
	Bleached Oak		BS28NS		BS29NS	
	Havana		BS28JS		BS29JS	
	White	Cedar	BS28SD		BS29SD	
		Bleached Oak	BS28SN		BS29SN	
		Havana	BS28SJ		BS29SJ	
	Monochrome		BS283 +		BS293 +	

RECEPTION DESK L 200 CM




D 108 H 115 L 200	Cedar	White	BT12DS		BT13DS	
	Bleached Oak		BT12NS		BT13NS	
	Havana		BT12JS		BT13JS	
	White	Cedar	BT12SD		BT13SD	
		Bleached Oak	BT12SN		BT13SN	
		Havana	BT12SJ		BT13SJ	
	Monochrome		BT123 +		BT133 +	

* DDA = Disability Discrimination Act

Additional units

SLIM PEDESTAL



Dimensions in cm	Description	Ref.	+ Finish
D 60 H 71,5 L 21	Slim storage unit fitted with an adjustable height structure shelf and a white translucent Plexiglas hinged door - left / right reversible with lock - chrome-plated handle	BF736	+ <input type="checkbox"/>

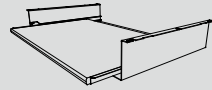
STRUCTUREX MOBILE PEDESTAL



D 59 H 60 L 42	2 drawers including 1 Lateral Filing	AQ671	+ <input type="checkbox"/>
	3 box drawers	AP211	+ <input type="checkbox"/>

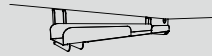
Options

KEYBOARD PULL-OUT SHELF



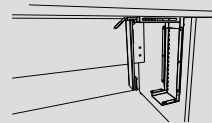
Dimensions in cm	Description	Finish	Ref.
D 36 H 10 L 62	metal sided wooden pull-out shelf	Anthracite	AF012L

SINGLE METAL CABLE TRAY



Dimensions in cm	Finish	Ref.
L 60	Aluminium	AF051K


METAL CPU HOLDER



Dimensions in cm	Finish	Ref.
Useful depth from 33 to 63 cm Useful width from 8 to 23 cm Fitted directly beneath the desk - Load max. 38kg	Aluminium	AF031K
	White	AF037S



FIND YOUR LOCAL DEALER



WWW.BURONOMIC.COM